



# 16A – 80A

## Manual motor controllers

### Base & DIN rail mounted, door mounted

For a complete assembly, please select one of each:

- 1 switch
- 1 handle
- 1 shaft<sup>①</sup>




OT40F3



OXPEX210



OHB65J6




OT16-OT40F3




OT63-80F3



OT16F6



OT16-OT40FT3



OT63-OT80FT3

### Base and DIN rail mounted, 16 – 80 Amp switches, 600V, 3 pole<sup>②</sup>

CSA general purpose amp rating	CSA standard C22.2 No.	Maximum horsepower rating						Terminal lugs		Catalog number	List price
		Single phase		Three phase				Wire size	Wire type		
		120V	240V	200V	240V	480V	600V				
20	14	1	2	3	5	10	10	#18 – #8	Cu	OT16F3 OT25F3 OT40F3	
30	14	1.5	3	7.5	7.5	15	20				
40	14	2	5	10	10	20	25				
60	14	2	7.5	15	15	30	30	#14 – #1	Cu	OT63F3 OT80F3	
80	14	2	10	20	20	40	40				

### 16 – 80 Amp switches- 600V, 6 pole

CSA general purpose amp rating	CSA standard C22.2 No.	Maximum horsepower rating						Terminal lugs		Catalog number	List price
		Single phase		Three phase				Wire size	Wire type		
		120V	240V	200V	240V	480V	600V				
20	14	1	2	3	5	10	10	#18 – #8	Cu	OT16F6 OT25F6 OT40F6	
30	14	1.5	3	7.5	7.5	15	20				
40	14	2	5	10	10	20	25				
60	14	2	7.5	15	15	30	30	#14 – #1	Cu	OT63F6 OT80F6	
80	14	2	10	20	20	40	40				

### 16 – 80 Amp switches- 600V, 3 pole change-over switches

CSA general purpose amp rating	CSA standard C22.2 No.	Maximum horsepower ratings						Terminal lugs		Catalog number	List price
		Single phase		Three phase				Wire size	Wire type		
		120V	240V	200V	240V	480V	600V				
20	14	1	2	3	5	10	10	#18 – #8	Cu	OT16F3C OT25F3C OT40F3C	
30	14	1.5	3	7.5	7.5	15	20				
40	14	2	5	10	10	20	25				
60	14	2	7.5	15	15	30	30	#14 – #1	Cu	OT63F3C OT80F3C	
80	14	2	10	20	20	40	40				

### Door mounted, 16 – 80 Amp switches, 600V, 3 pole<sup>①②</sup>

CSA general purpose amp rating	CSA standard C22.2 No.	Maximum horsepower rating						Terminal lugs		Catalog number	List price
		Single phase		Three phase				Wire size	Wire type		
		120V	240V	200V	240V	480V	600V				
20	14	1	2	3	5	10	10	#18 – #8	Cu	OT16FT3 OT25FT3 OT40FT3	
30	14	1.5	3	7.5	7.5	15	20				
40	14	2	5	10	10	20	25				
60	14	2	7.5	15	15	30	30	#14 – #1	Cu	OT63FT3 OT80FT3	
80	14	2	10	20	20	40	40				

① Door mounted switches do not require shafts  
 ② A snap on fourth pole may be added — please reference accessories pg 1.14.